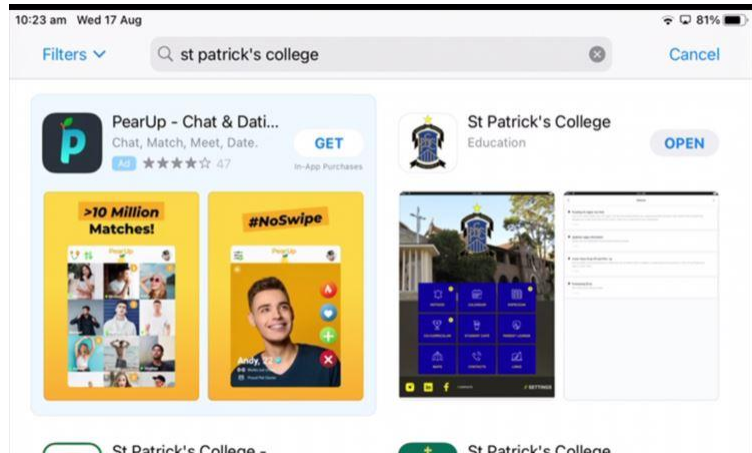


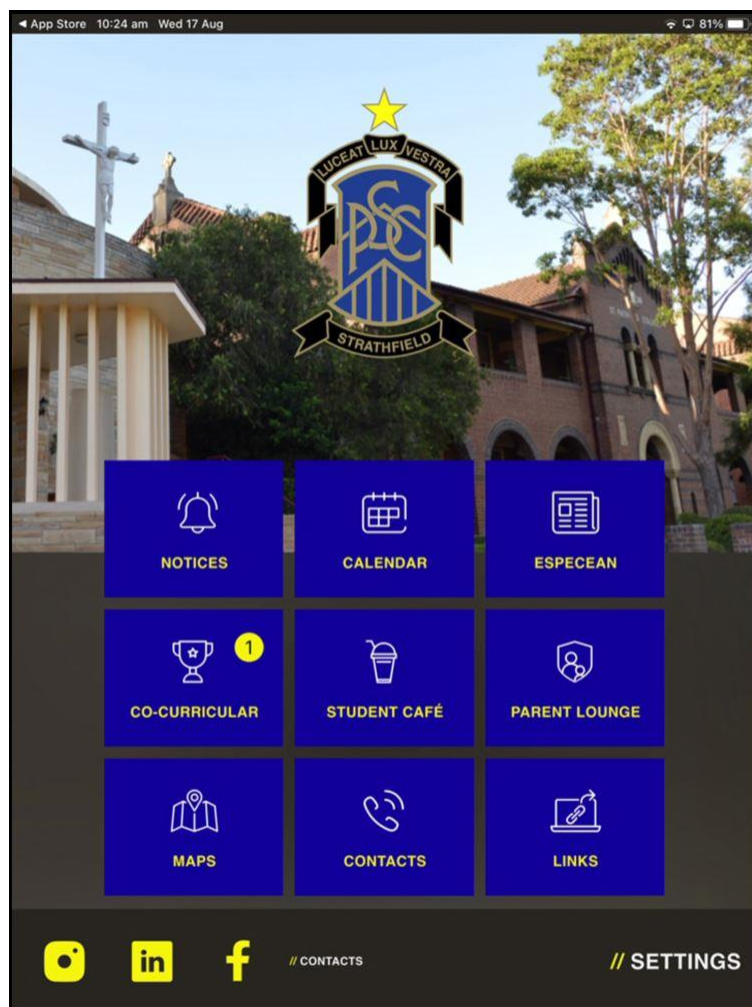
St Patrick's College Mobile App

Search for **St Patrick's College** in **Apple store** or **Google Play**

Look for the App with the correct **School Crest** and download.




Open the App once the install completes



Main Screen


The main screen consists of several sections.

Notices




- All general college notifications will be placed here (you must be subscribed to at least one item to receive notifications)

Calendar



- This is the school calendar and important dates contain information. **Today / Week / Month** view can be chosen.

Especean




- The St Patrick's College, Strathfield Newsletter

Co-Curricular




- All specific co-curricular notifications will be placed here (you will only see notices for items you are subscribed too)

Student Café




- Student login page to TASS

Parent Lounge




- Parent login page to TASS

Maps




- Interactive College map

Contacts




- School contacts page with details

Links



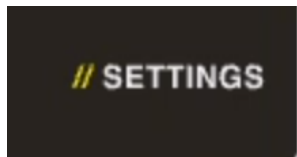
- Links to important areas of information and interest

Social Media links



– Links to all official St Patrick’s College, Strathfield social media pages

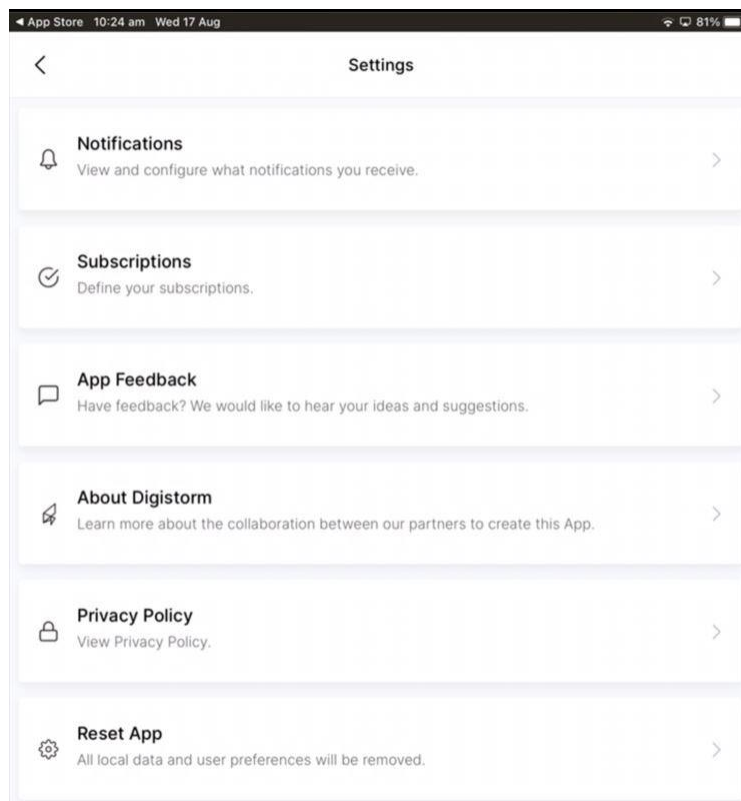
Settings



- App setting and where subscriptions can be configured

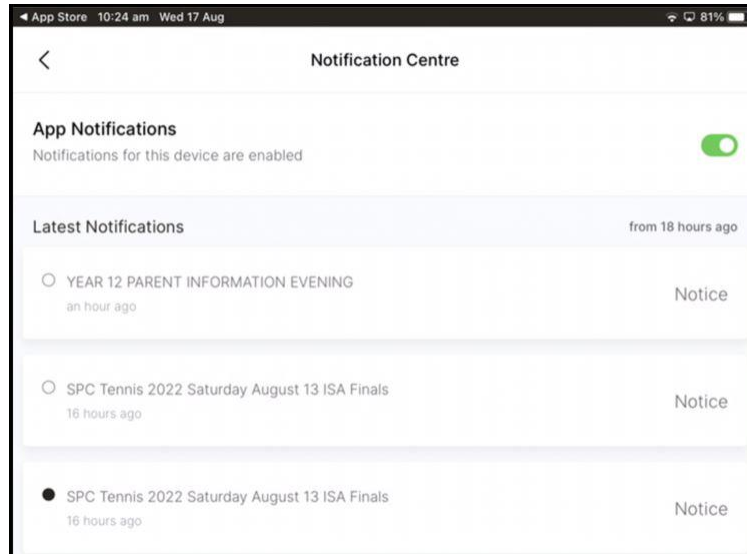
Settings

To get the correct experience from the college app, you will need to set the correct subscriptions for your informational needs.



Two area to setup are:

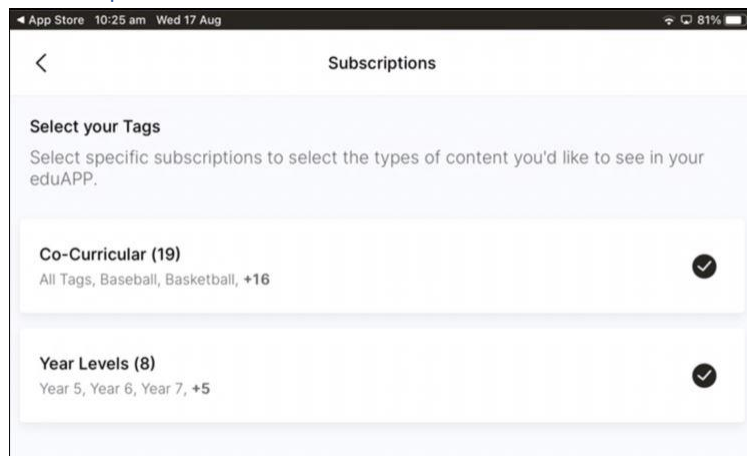
Notifications



Ensure App Notifications is set to **enable**.

If set to disable, no notifications will be pushed to your device.

Subscriptions

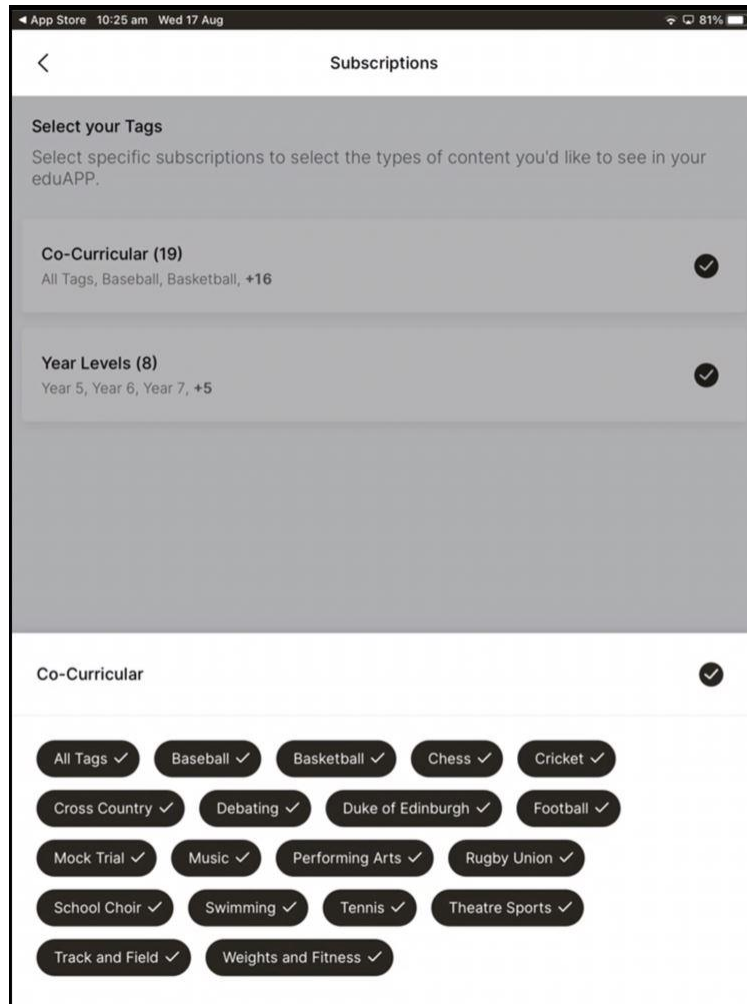


This is an important part of the setup.

This will set which notifications you will receive based on your requirements – you will only receive information based on choices.

If nothing is chosen, no information will be shared under co-curricular or Year Level.

Choosing a Subscription



Click on **Co-Curricular(19)** and/or **Year Levels(8)** item to open choices

Click on the items you want to subscribe too

You are now ready to use the Mobile App